

SANSKAR SCHOOL
GRADE- 4
Assignment 15
Date: Monday, 6th December 2021

ENGLISH:

Prepositions

Video Link: <https://youtu.be/HRZZIwIHeUM>

USE OF SOME IMPORTANT PREPOSITIONS

Some Prepositions of Place, Position and Direction:

We use prepositions of place to show '**where**' someone or something is.

at	<ul style="list-style-type: none"> • a point in space • a place of work • a person's home 	<ul style="list-style-type: none"> • at the airport/ station • at school, at her desk • at home
in	<ul style="list-style-type: none"> • a point within • the area; inside something 	<ul style="list-style-type: none"> • in the newspaper • in the box, in a car, in a garden
on	<ul style="list-style-type: none"> • a position 	<ul style="list-style-type: none"> • on the wall, on the table, • on the second floor, • on the bus/ train, on the right
under	<ul style="list-style-type: none"> • directly below 	The dustbin is under the table
between/among	<ul style="list-style-type: none"> • we use 'between' with two things and we use 'among' when there are more than two things. 	<ul style="list-style-type: none"> • The teddy bear is between the car and the van. • The sweets are distributed among five of us.
near	<ul style="list-style-type: none"> • close to 	The tree is near the window
behind	<ul style="list-style-type: none"> • at the back of 	The thief is behind the wall
in front of	<ul style="list-style-type: none"> • in the position directly before 	My car is parked in front of the park
over	<ul style="list-style-type: none"> • Used when crossing from one side to the other, usually when going up and then down 	The dog crossed over the fence

below	<ul style="list-style-type: none"> Used to show some kind of measurement on a scale or when an object is not directly under another 	<p>Tinku is performing below average.</p> <p>He dived below the surface of the water</p>
above	<ul style="list-style-type: none"> Used to represent something at a place higher than another person or object. 	<p>Let's hang the picture above the sofa.</p>
into	<ul style="list-style-type: none"> a position inside 	<ul style="list-style-type: none"> Come into the house. She dived into the water.
across	<ul style="list-style-type: none"> Used to show movement from one side to another or from one place to another. 	<ul style="list-style-type: none"> We took a ferry across the river. He walked across the field.

Practice Exercises

2. **Fill in the blanks given below with the correct prepositions:** 'in', 'on', 'at', 'into', 'between', 'behind', 'near, across, among, above or below

- a) Is that your book the table?
- b) I met her.... the hospital.
- c) I sat down Raj and Rohan.
- d) Discuss it yourselves.
- e) Who's the boy standing Dev?
- f) The boy dived the sea.
- g) The dog is hidingthe tree.
- h) The boys swam the lake.
- i) The temple is the hill.
- j) I hung the new family photo the old one.



3. **Fill in the blanks with correct prepositions.**

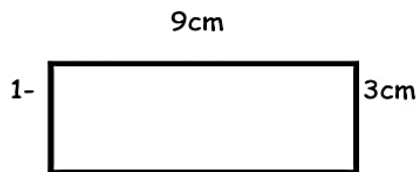
- a) Sabarmati Ashram(**in/at**) Ahmedabad.
- b) Will you visit my parents.....? (**in/at**) Madras.
- c) They decided to travel..... (**on/at**) night.
- d) Who is knocking.....? (**into/at**) the door?
- e) Go and search your ball(**under/over**) the bed.
- f) I jumped.... (**under/over**) the wall (**in/into**) the garden.
- g) Go and sit.... (**near/between**) Riya.

- h) My grandparents live (**across/between**) the street.
- i) The plane was flying.... (**over/above**) the clouds
- j) She was chosen from(**between/among**) many students.
- k) Who is knocking.....? (**into/at**) the door?
- l) Go and search your ball(**under/over**) the bed.
- m) I jumped.... (**under/over**) the wall (**in/into**) the garden.
- n) Go and sit.... (**near/between**) Riya.
- o) My grandparents live (**across/between**) the street.
- p) The plane was flying.... (**over/above**) the clouds
- q) She was chosen from(**between/among**) many students.

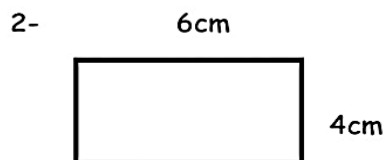
MATHS:

PERIMETER

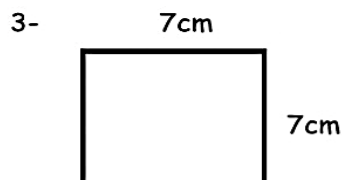
Calculate the perimeter of the following rectangles and squares.



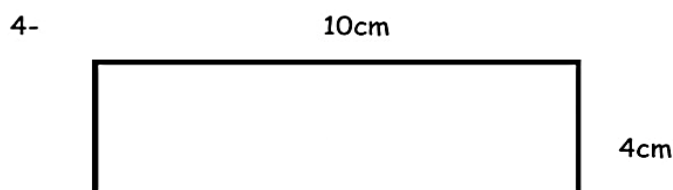
Perimeter= _____



Perimeter= _____



Perimeter= _____



Perimeter= _____

HINDI:

(पत्र लेखन) - दी गई तालिका को ध्यानपूर्वक पढ़कर याद करिए ।

पत्र आरंभ और समाप्त करने की औपचारिक तालिका

पत्र का प्रकार	संबंध	संबोधन	अभिवादन	समापन
व्यक्तिगत पत्र	माता -पिता /बड़ा भाई या बहन /अन्य आदरणीय संबंधी मित्रों अथवा सहपाठी को अपने से छोटों को	पूज्य /पूज्यवर /माननीय /श्रद्धेय /पूज्या /आदरणीय /आदरणीया प्रिय मित्र /बंधु /सखा /सखी प्रिय /परमप्रिय /प्रियवर /चिरंजीवी	सादर नमस्कार /सादर प्रणाम /चरण स्पर्श /नमस्कार नमस्ते /सप्रेम नमस्कार सुखी रहो /आशीर्वाद /चिरंजीव रहो	आपका आज्ञाकारी स्नेहपात्र /कृपाकांक्षी /विनीत तुम्हारा अपना /अभिन्न मित्र / तुम्हारी अपनी सखी तुम्हारा शुभचिंतक /शुभाकांक्षी /हितेषी
व्यवसायिक पत्र	पुस्तक विक्रेता /बैंक मैनेजर /अन्य व्यापारी	महोदय /श्रीमान /प्रबंधक /मुख्याधिकारी		भवदीय /भवदीया निवेदक /निवेदिका
आवेदन पत्र प्रार्थना पत्र	प्रधानाचार्या /सम्बद्ध अधिकारी	माननीय /महोदय /श्रीमान		विनीत/ प्रार्थी /आज्ञाकारी /आज्ञाकारिणी
कार्यालयी पत्र	संपादक /नगर निगम अधिकारी /रेलवे अधीक्षक /पोस्टमास्टर	मान्यवर/महोदय /श्रीमान		भवदीय /भवदीया उत्तरकांक्षी

UOI:

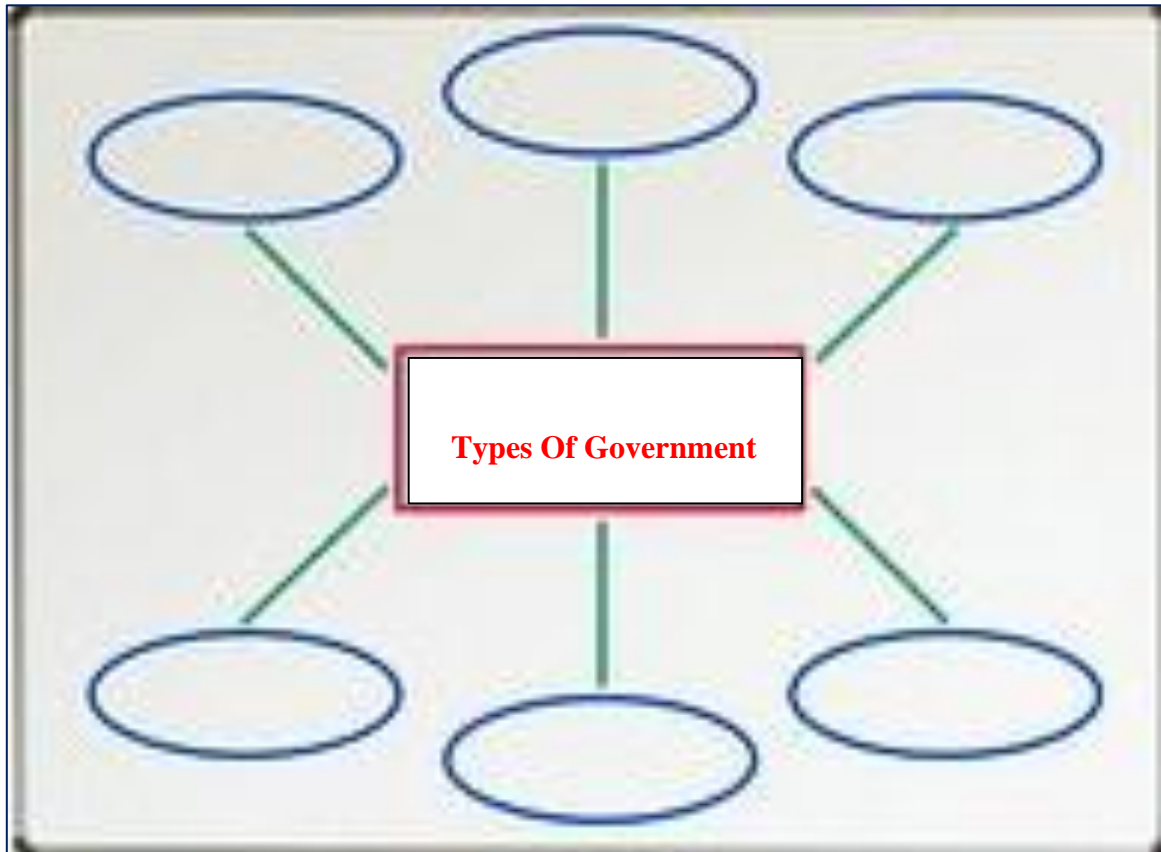
Finding Out

Government is a means by which organizational policies are enforced, as well as a mechanism for determining policy. Each government has a kind of constitution, a statement of its governing principles and philosophy.

TASK: Watch the video, list and explain in brief the 6 main types of government using the graphic organizer given below or any other graphic organizer of your choice.

Video Link: <https://youtu.be/gNUn2wT70g0>

Bubble Graphic Organizer



G.K:

“All sports for all people.”

Let’s learn about some **Strange Sports** given on **Pg. 51** in your resource book.

MUSIC:

JOY TO THE WORLD

Joy to the world!
Joy to the world! Oh, woah
Joy to the world! The Lord is come
Let earth receive her King!
Let every heart prepare Him room
And heaven and nature sing

And heaven and nature sing
And heaven, and heaven and nature sing

Joy to the world!
Joy to the world! Oh

Joy to the world! The Savior reigns

Let men their songs employ

While fields and floods

Rocks, hills and plains

Repeat the sounding joy

Repeat the sounding joy

Repeat, repeat the sounding joy

Joy to the world then we sing

Let the earth receive her King!

Joy to the world then we sing

Let the angel voices ring

Joy to the world then we sing

Let the men their songs employ

Joy to the world then we sing

And repeat the sounding joy

He rules the world with truth and grace

And makes the nations prove (And makes the nations prove)

And glories of His righteousness

And wonders of His love

And wonders of His love

And wonders of His love

And wonders, wonders of His love

And wonders, wonders of His love

Joy to the world then we sing

Let the earth receive her King!

Joy to the world then we sing

Let the angel voices ring

Video Link: <https://youtu.be/EBN3RrP0htQ>

P.E:

Watch video on **Fitness Workout II- Part 1**

Video Link: <https://youtu.be/WMELL8KCLUg>